


YAC series(120,160,200,300A)

YAC -120 -685



- ① Series Name
- ② Rated Current
- ③ Line to Ground Capacitor Code: See Table 1.1.

Table 1.1 Line to Ground Capacitor Code

Code	Leakage Current Y-Connection	Line to Ground Capacitor (nominal Value)	
		CY1	CY2
685	10.7mA typ *2 55mA max *3	6.8μF	Not provided
226 *1	41.5mA typ *2 220mA max *3	1.5μF	6.8μF×3

- *1 "226" is applied only to "300A" type.
- *2 At normal operation (Input 500V 50Hz) with applying 10V in between N (N') and FG (According to IEC60939).
- *3 At the worst case under normal operation (Input 500V 60Hz).

Features of YAC series

- Three-Phase Four-Wire System EMI/EMC Filter ideal for High-power office equipment and Energy storage systems
- Suitable for 150kHz-1MHz conduction noise reduction
- Product lineup that can flexibly respond to system and capacity changes in a compact/same body size

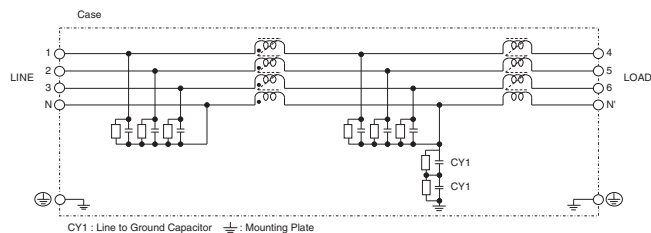
Specifications

No.	Items	YAC-120-685	YAC-160-685	YAC-200-685	YAC-300-685
1	Rated Voltage[VAC]	Three-Phase Four-Wire System Y-Connection 500/289 (Voltage Range:528/305 max) 50/60Hz *4			
2	Rated Current[A]	120	160	200	300
3	Test Voltage (Terminal-Mounting Plate)	2,800 VDC (Cutoff Current = 10mA), 1minute at room temperature and humidity			
4	Isolation Resistance (Terminal-Mounting Plate)	500 VDC 5MΩ min. at room temperature and humidity *5			
5	Leakage Current	Refer to table 1.1			
6	DC Resistance	4.5mΩ max	3.0mΩ max	2.5mΩ max	1.5mΩ max
7	Operating Temperature/Humidity	-40 to +85°C (Refer to Derating Curve)/20 to 95%RH (Non condensing)			
8	Storage Temperature/Humidity	-40 to +85°C/20 to 95%RH (Non condensing)			
9	Vibration	10 to 55Hz, 19.6m/s ² (2G), 3min. Period, 1hour each X, Y and Z axis			
10	Impact	196.1m/s ² (20G), 11ms Once each X, Y and Z axis			
11	Safety Agency Approvals	UL60939 [Overvoltage Category : III Altitude : 3000m] , CSA C22. 2 No. 8 (C-UL) EN60939 (DEMKO) [Overvoltage Category : III Altitude : 3000m] , ENEC			
12	Case Size (Without Projection)	157×140×340mm (W×H×D) [6.18×5.51×13.39 inches] (W×H×D)			
13	Weight	9.0kg max			5.5kg max

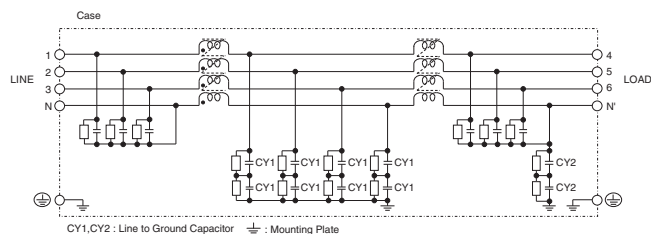
*4 Voltage indicates "Line Voltage/Phase Voltage".
*5 Only "YAC-300-226", Isolation Resistance specification is deleted.

Circuit Diagram

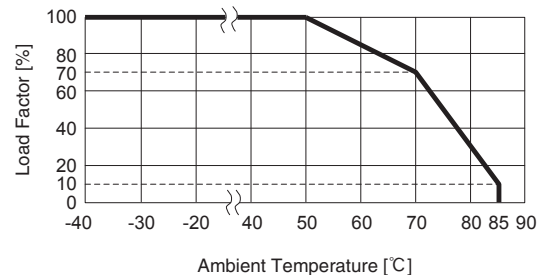
(1) Line to Ground Capacitor Code : 685



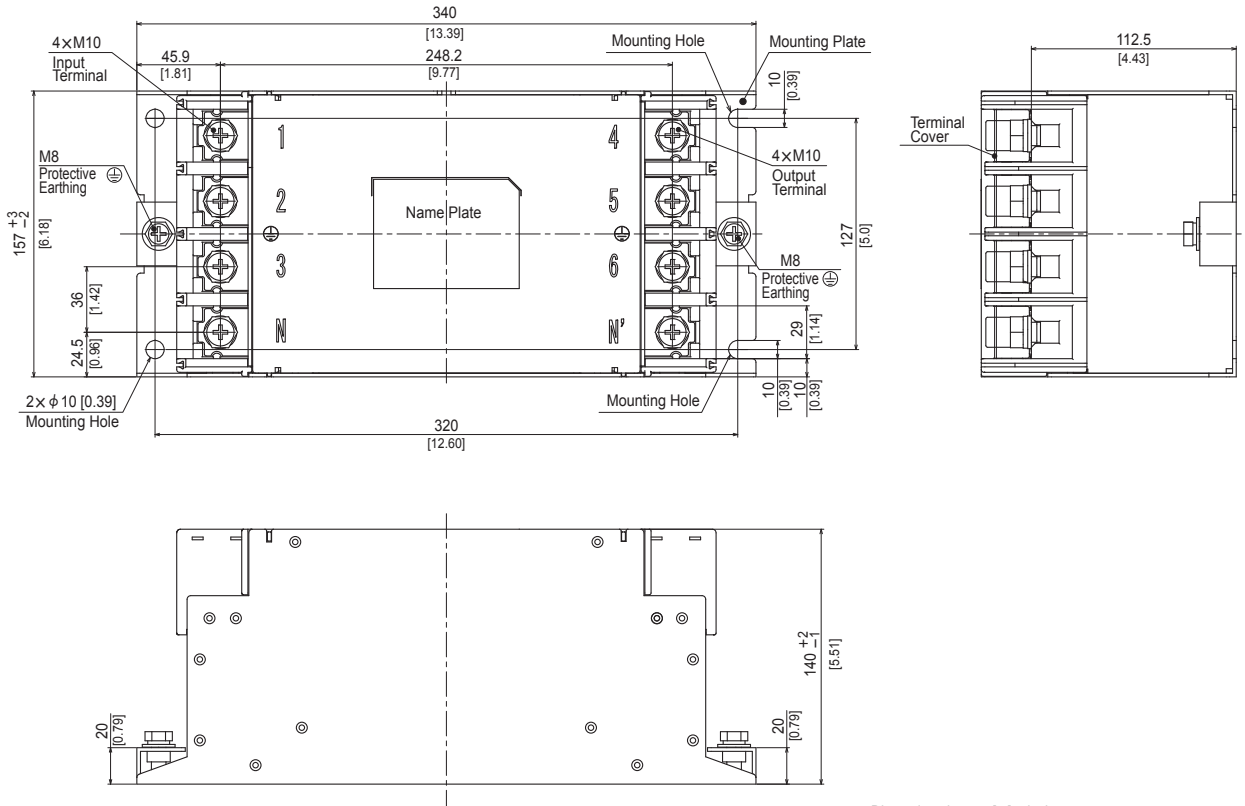
(2) Line to Ground Capacitor Code : 226



Derating Curve



External view



- ※ Dimensions in mm, [] = inches
- ※ Tolerance : ± 1 [± 0.04]
- ※ Weight : 9.0kg max (120A,160A,200A)
5.5kg max (300A)
- ※ Mounting Plate Material : Aluminum $t=2.0$ [0.08]
- ※ Terminal block screw tightening torque M10 : 14.2N · m max
- ※ Protective Earthing (PE) screw tightening torque M8 : 9.2N · m max
- ※ Can not be mounted upside-down. (mounted the top surface)